



Lifestages Portfolio Service

Service Disclosure Statement



This document gives you important information about this service to help you decide whether you want to invest using this service. Lifestages is an operating division of Funds Administration New Zealand Limited and has prepared this document in accordance with the Financial Markets Conduct Act 2013. You can also seek advice from a financial advice provider to help you decide if this service is appropriate for you.



Contents

Part 1

Service Disclosure Statement	3
1. What is this?	3
2. Who provides this service?	3
3. How the Lifestages Portfolio Service works	4
4. Risks of using this service	7
5. Lifestages' conflicts of interest	8
6. Tax	8
7. How to complain	8
8. Where you can find more information	9
9. How to enter into client agreement	9
10. Contact information	9

Part 2

Investment Proposal	11
1. Investment authority and strategy	11
2. Historic performance of the investment strategies	22
3. Fees and costs	23
4. Risks	25

1. What is this?

This is a discretionary investment management service (“DIMS”) provided by Lifestages. Lifestages is an operating division of Funds Administration New Zealand Limited (“FANZ”). Under a DIMS, the provider invests your money on your behalf in financial products, such as managed funds, to gain exposure to New Zealand and international shares, cash and fixed interest investments, and charges fees for the service.

You will hold the financial products through a custodian. The types of investments that we can invest your money in, and the fees, are described in the Investment Proposal attached to this document.

You will be relying on the investment decisions that we make. The value of the investments made for you may go up or down.

We offer three investment series for you to invest in. These are the Lifestages, Lifestages PIE, and Satellite series. You can combine portfolios from these investment series in different percentages so long as certain criteria are met.

This DIMS is called the Lifestages Portfolio Service (“Portfolio Service”). Prior to 1 December 2022, this DIMS was called the FANZ PW Investment Programme.

2. Who provides this service?

Provider

The provider of the DIMS is Lifestages. Lifestages is an operating division of FANZ, which was established in September 2001. FANZ is the funds management subsidiary of SBS Bank.*

WHERE: Level 18,
125 The Terrace
PO Box 10445
Wellington

PHONE: 0800 727 2265

As at the date of this Service Disclosure Statement, the directors of FANZ are Graham Duston, Greg Mulvey, Michael Skilling, Derek Young, and Phil Ellison.

Who else is involved?

	Name	Role
Administrator	FNZ Limited	FNZ Limited provides administration services, meaning it administers and reports on the investment portfolios managed on your behalf.
Custodian	FNZ Custodians Limited	FNZ Custodians Limited is the custodian, meaning your investments are held in the name of FNZ Custodians Limited on your behalf.
Investment Consultant	Consilium NZ Limited	Consilium is an investment research company that provides Lifestages with investment research and advice.
Investment Consultant	Morningstar	Morningstar is an investment research company that provides Lifestages with investment research and data.

*Investments in the Portfolio Service do not represent deposits or other liabilities of FANZ or its parent SBS Bank (or any other member of the SBS Bank group) and are subject to investment risk. The investment risk includes possible delays in repayment and loss of income or contributions invested. Historical returns are no guarantee of future performance.

The principal and returns of the financial products available through the Lifestages Portfolio Service (including their capital value and performance) are not guaranteed or secured in any way by FANZ or by its parent SBS Bank (or any other member of the SBS Bank group), the Government, or any other person.

3. How the Lifestages Portfolio Service works

Features of this service

- Aims to provide effective asset management through understanding your investment goals and aspirations;
- Your personal financial adviser (adviser) will spend time with you to understand what is important to you, and then design a specific set of investment recommendations aimed at achieving your goals;
- an advice process that requires a meeting(s) before your Investment Authority is confirmed and your DIMS account is established;
- an investment portfolio that offers three investment series that takes into account investment research, advice and data from Consilium and Morningstar; and
- Lifestages has your authority to make investment decisions, based on an agreed investment strategy, as to what financial products to acquire or dispose of on your behalf.

Withdrawals

You can request withdrawals from your DIMS account to your nominated bank account at any time. Simply notify your adviser and we will give you a Withdrawal Form to fill out. Withdrawals will generally be paid within ten business days. You can also set up regular withdrawals of \$400 or more from a portfolio, providing you maintain the minimum balance required of for your chosen investment series (see “Minimum Investment”). Regular withdrawals can occur monthly or quarterly, and these are paid on the 15th of the month (or following business day should that day fall on a weekend or statutory holiday).

Deposits

You can make deposits into your DIMS account from your nominated bank account at any time. Simply notify your adviser and we will give you an Additional Deposit Form to fill out. You can also make regular deposits of any amount and at any frequency via a direct debit. Ask your adviser for more information.

Portfolio rebalancing

Rebalancing means adjusting portfolio holdings, either by buying or selling certain investments, to help you maintain your target asset allocation. A portfolio rebalance is triggered when the balance in the cash account either moves below 1% of the total portfolio

value due to withdrawals or payments, or above 9% due to deposits or cash distributions received. Your portfolio(s) are annually assessed (each July) to determine whether individual asset performances during the previous 12 months have been significant enough to warrant a rebalance. If a rebalance is required this will occur on or about 15 August.

Minimum investment

When you first sign up for the Lifestages Portfolio Service, the following rules apply:

- A minimum initial investment of \$250,000 is required; and
- If you invest in more than one investment series, you must invest a minimum of \$100,000 into an investment portfolio.

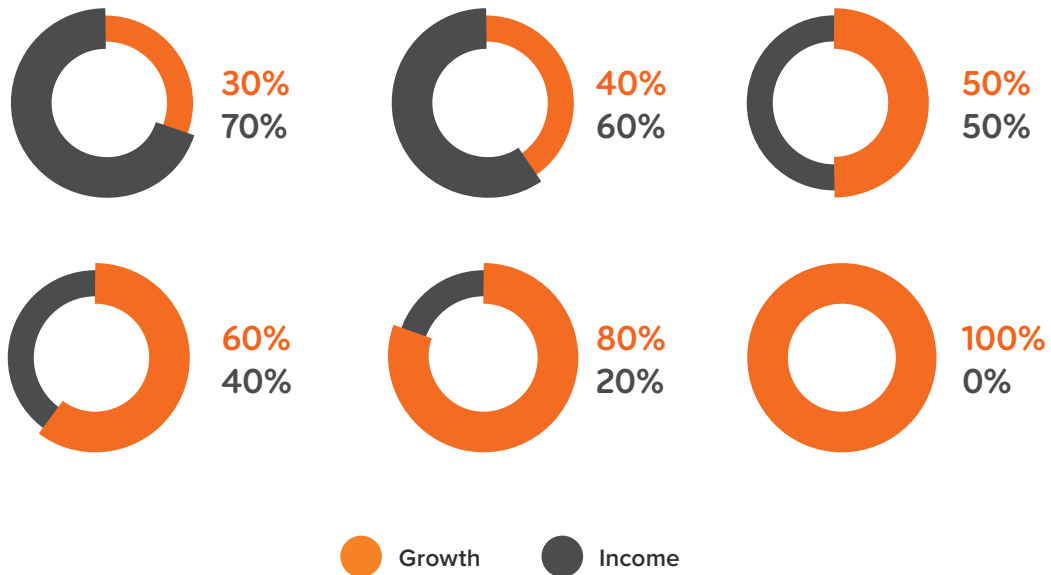
Some of the investments in the portfolios have a minimum trade size. If your initial deposit does not meet these minimums, your investment may be delayed until such time that it can be aggregated with other investors' trades. Lifestages may waive the minimum initial investment size at its discretion.

Investment portfolio structure

Each series in the Portfolio Service offers a range of portfolios. Your adviser will help determine which type of portfolio or combination of portfolios is the most suitable for you and your goals. All portfolios have a range of growth and income investments in different combinations.

They are designed to meet different investors' needs, risk profiles, and objectives. When you invest, your adviser will help you ensure that your money is invested in the portfolio that best meets your investment goals. Portfolios are named on the basis of the split between growth assets (like equities and listed property) and income assets (like bonds and cash). Growth assets are generally considered more volatile and produce more capital growth, whereas income assets are considered more stable and generally produce more income. For example, a 30/70 portfolio has a mix (30% growth and 70% income) that is focused on assets that produce income as opposed to capital growth, whereas a 80/20 portfolio has a mix (80% growth and 20% income) that is focused on capital growth as opposed to income. The 60/40 portfolio has a more balanced mix of both growth and income assets.

The range of risk profile portfolios on offer are:



Our goal is to ensure that the DIMS account we construct and maintain is suitable for you. When your adviser recommends a portfolio for you, they will take into account all you have told them about your financial situation, financial needs (including your required income stream), financial goals, tolerance for risk, and other requirements.

From time to time your adviser will review and reaffirm with you to ensure that they have an up to date understanding of your situation when considering the suitability of your portfolio. However, it is important that you let your adviser know if anything changes, or if you have not told your adviser about anything that might be relevant to your choice of portfolio. Your adviser's ability to match you with a portfolio to meet your requirements is only as good as the information you provide your adviser with.

The FANZ Investment Committee decides which investments to include in your portfolio(s), and may take into account the research undertaken by Consilium and Morningstar.

We provide regular reporting so you can keep track of what is happening with your portfolio.

The portfolios that your money will be invested in (including the investment strategy to be applied to your portfolio) is described in the Investment Proposal attached to this document.

How your investments are held

Investments are made on your behalf and held by FNZ Custodians Limited (or its nominee) as the independent custodian.

We do not directly handle client funds, but rather, act on your behalf to instruct the custodian to acquire, hold, and redeem investments on your behalf, on the terms described in this document. In doing so, we take any actions we consider necessary or desirable to maintain the investment strategy you have selected.

These actions include (but are not limited to):

- Selling or purchasing individual investments; and
- Making changes to the underlying investments within asset classes.

Any payments to or from the custodian are made to or from your nominated bank account only.

The terms on which FNZ Custodians Limited performs its role is set out in an agreement between FNZ Limited and us. That agreement also contains the terms on which we can terminate the current custody agreement.

If we terminated the current custody agreement, we would appoint a new custodian that we consider would meet its legal obligations. In this event, impact on client portfolios would be minimal.

Your call account

For each DIMS account a separate transaction account, or call account, is established. All cash transactions relating to your portfolio are effected through your call account. Regular payments may be made out of your call account, on a monthly or quarterly basis. You select the amount and frequency of the regular withdrawal (subject to the limits on page 4).

Funds will be credited to your call account when:

- You make a deposit;
- The investments held in your portfolio pay cash distributions (dividends or interest);
- Interest is credited on the balance of your call account; and
- Investments held in your portfolio are redeemed or manager rebates are received.

Funds will be debited from your call account when:

- You make a withdrawal;
- Fees, taxes and expenses are debited; and
- Investments are purchased.

Please note: Upon termination of your investment with us, your portfolio will be sold and the proceeds returned to you in cash.

If necessary, investments will be realised from your portfolio in order to fund obligations payable from your call account, such as fees.

How to grant and terminate the investment authority

To invest, you must complete the application form attached to this document. By completing and signing the application form, you grant us the authority to make all decisions in relation to the investment of your DIMS account. The specific details of the authority you grant us are set out in the Investment Proposal and Investment Authority incorporated in this document. To terminate the Investment Authority, you must complete a Closure Form and send it to us at our email address stated in this document. We will terminate your Investment Authority as soon as reasonably practicable after receiving the Closure Form. Please contact us if you require a copy of the Closure Form.

Your rights and powers under the service

When you invest, you are accessing a range of portfolios, each managed for the benefit of a number of investors.

That means you:

- Are unable to give instructions to exercise rights over the financial products managed as part of your DIMS account, such as rights to vote at a meeting of a company you are invested in. Instead, these rights will be exercised by us (through the custodian) on your behalf.
- Are unable to give instructions relating to the financial products in your DIMS account. Instead, we make these decisions for you.
- Do not have any right to be consulted on, or to countermand, the decisions Lifestages makes in relation to your DIMS account. However, we will keep you informed through regular reporting, and you are always welcome to discuss the management or selection of your DIMS account with your adviser.

Client Agreement

- The Client Agreement that you sign when investing governs your involvement in the service. The terms of the Client Agreement are contained in this Service Disclosure Statement, the Investment Proposal, and the application form attached to this document. The law requires that you enter into a client agreement at the same time as or before your Investment Authority is granted.
- When your Client Agreement is terminated, we will sell the assets in your portfolio(s) and return the cash to your nominated bank account. This is because a large number of investments made through each portfolio are wholesale investments, and are unable to be transferred to you.
- You may terminate your Client Agreement by following the process for terminating your Investment Authority. There is no penalty for doing this.

Fees

You will be charged fees to use this service, including percentage-based charges and individual action fees. Fees are detailed in Section 3 of the Investment Proposal.

4. Risks of using this service

Investing through this service has risks. Under this service, you give up control over investment decisions, and rely on our decisions.

All investments have a degree of risk. The value of your investments may go down as well as up. You may not achieve the returns you expect and may not receive all your investment back.

When investing in any combination of bond, property, and equity investments, investors are exposed to varying degrees of risk. For this reason, investment returns over any particular period cannot be guaranteed. For short or even extended periods, portfolio returns can be negative, so it is important that investors carefully consider their risk tolerance and investment time frame before investing.

The main risks that investors may be exposed to under the Lifestages Portfolio Service are:

Market risk

The possibility that an investor experiences losses due to economic conditions or other factors that affect the overall performance of financial markets.

Currency risk

This is the risk that the New Zealand dollar value of an investment denominated in a foreign currency is affected by the movement in the relevant exchange rate. Currency hedging may reduce exposure to foreign currency fluctuations. Investors should be aware that hedging against currency fluctuations involves additional costs and implementation risks, due to the volatility of both currency and securities markets. Certain funds in the Investment Proposal will be hedged to the New Zealand dollar. Hedges are typically reset at least monthly to realign the currency hedge with the appropriate foreign currency exposure.

Regulatory risk

The risk that future regulatory or taxation changes may affect the value of the securities held.

Credit risk

This is the risk of any investment of the portfolio becoming insolvent and being placed in receivership, liquidation or statutory management, or being otherwise unable to meet its financial obligations. If this occurs, you may not recover the full amount of the investment made.

Fund manager risk

Investors are exposed to the investment style of the relevant fund manager of any managed fund investment, and to the risk that decisions made by the fund manager may not turn out positively. As the managed funds in your portfolio generally invest across a diversified range of countries and markets, this risk is minimised but cannot be avoided altogether.

Investment strategy risk

Each of the investment strategies have different levels of risk relating to the underlying investments and their management. Each strategy invests in different amounts of lower risk assets (bonds and cash) and higher risk assets (shares and property).

For example:

- A 30/70 portfolio invests in a greater proportion of lower risk assets that have smaller movements in value up and down.
- A 60/40 portfolio invests in a balanced mix of higher and lower risk assets and will have moderate movements in value up and down.
- A 100/0 portfolio invests in higher risk assets that have larger movements in value up and down.

Other risks

The summary above is not intended to be comprehensive. Refer to Section 4 of the Investment Proposal, titled "Risks" for more information. There may also be risks that are unknown at the date of this Service Disclosure Statement that may affect investments at a future point in time. If these risks eventuate, investor portfolios could be adversely affected.

5. Lifestages' conflicts of interest

As at the date of this Service Disclosure Statement, there are no interests held by a Lifestages representative or related person that might influence the services that we provide to you. Where a conflict of interest that arises is such that we cannot place your interests ahead of our own interests, or the interests of any Lifestages representative or related person, we may have to decline to act for you.

Lifestages does not take brokerage or commission from the sale of bonds or equities.

At the date of this disclosure statement there are no other benefits that Lifestages or any associated person, might receive that would or could reasonably be expected to materially influence our choice of financial products to acquire or dispose of.

6. Tax

Taxes may affect your returns under this service. Your tax obligations will differ according to the nature of the investments. You are responsible for meeting any tax obligations that arise. You should seek professional advice on your tax obligations.

Resident withholding tax, portfolio investment entity tax or other taxes may be deducted by the custodian or an issuer from portfolio returns.

7. How to complain

We have an internal complaints system.

WHO: The Executive Director

WHERE: FANZ
Level 18, 125 The Terrace
PO Box 10445 Wellington

PHONE: 0800 727 2265

EMAIL: fanzcomplaints@sbsbank.co.nz

Complaints can also be made through our external dispute resolution scheme run by the Banking Ombudsman. The Banking Ombudsman will not charge a fee to any complainant to investigate or resolve a complaint.

The Banking Ombudsman can be contacted at

WHERE: Banking Ombudsman
Freepost 218002
PO Box 25327
Wellington 6146

PHONE: 0800 805 950

EMAIL: help@bankomb.org.nz

8. Where you can find more information

All the key information about Lifestages is contained or referred to in the application form, Client Agreement, Investment Authority and Investment Proposal, which are incorporated within this document. We are required by law to provide you with quarterly and annual reports, which will be uploaded to your client login, where you may also access previous reports. You may also request a copy of previous reports by contacting us at our address stated in this document. There is no charge for the provision of previous reports or for responding to requests for information about your DIMS account.

Custodial reporting

As the independent custodian, FNZ Custodians Limited will regularly provide you with information about any money or property they hold on your behalf. This will include records of the balance of financial products held by the custodian on your behalf, any transactions effected for you by the custodian, and the amount of any fees charged by the custodian in respect of money or property held on your behalf.

This information will be provided to you through bi-annual reports which will be posted to you and available on your client login.

You can request this information by contacting your adviser or by emailing or writing to

WHO: The Executive Director

WHERE: FANZ
Level 18, 125 The Terrace
PO Box 10445 Wellington

PHONE: 0800 727 2265

EMAIL: contact@lifestages.co.nz

There is no charge for this information.

9. How to enter into client agreement

To invest, and enter into the Client Agreement, you must complete and sign the application form attached to this document.

10. Contact information

All enquiries can be made by contacting

WHO: The Executive Director

WHERE: FANZ
Level 18, 125 The Terrace
PO Box 10445
Wellington

PHONE: 0800 727 2265


EMAIL: contact@lifestages.co.nz

The custodian can be contacted at

WHO: The Managing Director

WHERE: FNZ Limited
FNZ House
Level 3
29A Brandon Street
Wellington 6011
PO Box 396
Wellington 6140

PHONE: (04) 803 9400



Investment Proposal

1. Investment authority and strategy

Investment authority

Subject to the terms of the Client Agreement that you enter into with us, you give us absolute discretion to invest your money in the relevant portfolio (identified in the application form attached to this document) in any investments that we think fit, in any proportions that we think fit. The Investment Authority and the portfolio that you invest in may only be changed by written agreement between you and us.

Investment choice

Offer investors a choice of different portfolio options based on their preference for investment style, tax efficient vehicles, risk, expected return and their time horizon. An adviser will guide you on the appropriate portfolio for your circumstances.

Our investment philosophy

We take a hands-on approach to investments. We believe in actively managing investments to take advantage of opportunities and to allow us to react to the unexpected in a responsible and environmentally friendly way. We believe in taking this approach, we are best positioned to manage investments while keeping risk in check.

The key principles that are embedded in our investment philosophy are:

- We actively and prudently manage to create sustainable wealth for investors over the long-term;
- We invest responsibly;
- We balance performance and risk to an appropriate level for our investors; and
- Exercise ethical practices.

Our investment strategy

We aim to grow our investors' investment sustainably over the long-term. To achieve this, we focus on building risk-efficient portfolios that are globally diversified, liquid, transparent and cost efficient. Our strategy also considers local and global economic themes, such as climate change and digitalisation, to ensure we are investing for the future rather than for the past.

Each portfolio has its own investment objective and benchmark.

Sustainable investment

We believe incorporating responsible investing allows us to enhance and preserve wealth for investors. Our responsible investing principles are incorporated in several different ways – exclusion, research, integration, and engagement.

Exclusionary screens are used to exercise ethical practices, filtering out harmful investments.

External research is vital to help identify and measure sustainable investments.

We believe that integration of ESG characteristics can help promote more sustainable economic growth. We favour investments that are less carbon intensive and less involved in the fossil fuel industry than their peers.

Targeting specific sustainable characteristics makes it measurable, comparable, and easier to understand.

Some of the specific measures we use are outlined below and we source this data primarily from Morningstar.

Environmental, Social, Governance (ESG) Risk Score

Measures the degree to which a company's economic value may be at risk driven by ESG factors. It is expressed on a 0 – 100 scale, lower scores are better.

Carbon Intensity Emissions

The estimated or actual emissions of a company, or the asset-weighted average of underlying companies held within a portfolio of investments. It is expressed as metric tons of CO₂ / Mil USD Revenue.

Fossil Fuel Involvement

Companies with fossil-fuel involvement are defined as those deriving at least 5% of their revenue from the following activities: thermal coal extraction, thermal coal power generation, oil and gas production, and oil and gas power generation. Companies deriving at least 50% of their revenue from oil and gas products & services are also included.

Our responsible investing approach may suit clients wanting to invest in line with personal ethical concerns, particularly around the environment and climate change.

FANZ is a member of The Responsible Investment Association Australasia (RIAA).



Lifestages Portfolio Series investment objectives

This series is a range of six risk profiles, balancing potential return with projected volatility. The six portfolios target sustainable and active factor-based investments, diversified across asset classes, with complimentary investment styles and managers, in a cost-effective manner. These portfolios should be a core holding for investors.

The investment objective of each of the portfolio options is to outperform the respective weighted average benchmark indices of the asset classes making up the portfolio, on a gross basis (so before tax, fees and other expenses have been taken into account) over the period of the minimum time horizon for which the portfolio is stated as being suitable.

Prior to 1 December 2022, this series was named the Smart Beta Sustainability Series.

Lifestages PIE Portfolio Series investment objectives

This series is a range of six risk profiles, similar to the standard Lifestages Portfolio Series. The difference is that the investments target sustainable and active factor-based investments via tax efficient vehicles for New Zealand investors. Some of the underlying funds may be the same as for the standard Lifestages Portfolio Series. These portfolios should be a core holding for investors after a PIE investment solution.

The investment objectives of each of the PIE portfolio options is;

- to outperform the respective weighted average benchmark indices of the asset classes making up the portfolio, on a gross basis (so before tax, fees and other expenses have been taken into account) over the period of the minimum time horizon for which the portfolio is stated as being suitable; and
- to provide a tax efficient PIE solution, which benefits those on a Personal Investor Rate (“PIR”) that is lower than their marginal tax rate.

Satellite Portfolio Series investment objectives

The satellite series is a range of portfolios to compliment (“add some spice”) a core investment. For example, you may want to allocate 10-30% in the satellite series and 70-90% in the standard Lifestages Portfolio series.

The **Future Themes Portfolio** seeks to capture the potential performance premia promised by investing in underlying megatrends – structural trends that

span across multiple sectors, business cycles, and geographies – whilst avoiding engaging in the speculative investment style that is common in this area of the market.

Examples of megatrends include:

- Climate change, decarbonisation and resource scarcity;
- Demographic change and shifting economic power;
- Technological disruption/advancement;
- Innovation and developments in the Healthcare sector; and
- Rapid urbanisation.

The investment objective is:

- to seek to capture the potential performance premia promised by investing in underlying megatrends; and
- to outperform its benchmark.

The **Direct International Equity Portfolio** seeks to capture the performance of large capitalisation blue-chip stocks, blending a concentrated mix of fifteen stocks across different sectors and countries, whilst considering responsible investing measures. The portfolio also avoids engaging in the speculative investment style that is common in direct equity stock investing.

The investment objective is to outperform its benchmark.

Benchmarks

As of the date of this Investment Proposal, the following benchmarks are used when reviewing underlying returns of asset classes and measuring performance for all the portfolios in this Investment Proposal.

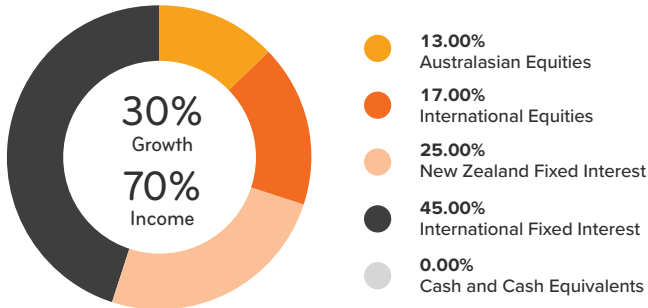
These are subject to change without notice as more appropriate benchmarks become available. When reviewing the performance of underlying investments other benchmarks may be used that more closely approximate the objective of the investment.

Asset Class	Index
Australasian Equities	S&P/NZX 50 Gross Index
International Equities	MSCI World ex Australia Index (50% hedged to NZD, net div.) in NZD
New Zealand Fixed Interest	Bloomberg NZ Bond Composite 0+ Year Index
International Fixed Interest	Bloomberg Barclays Global Aggregate Bond Index (hedged to NZD)
NZ Cash	NZX NZ 90-day Bank Bill Index
Future Themes and Direct International Equities	MSCI World ex Australia Index in NZD

Lifestages Portfolios composition

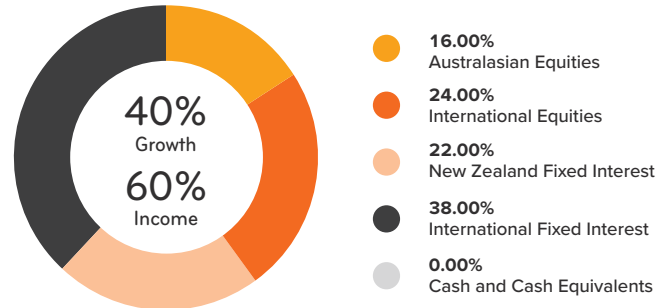
As at 1 December 2022

Lifestages 30/70 Portfolio



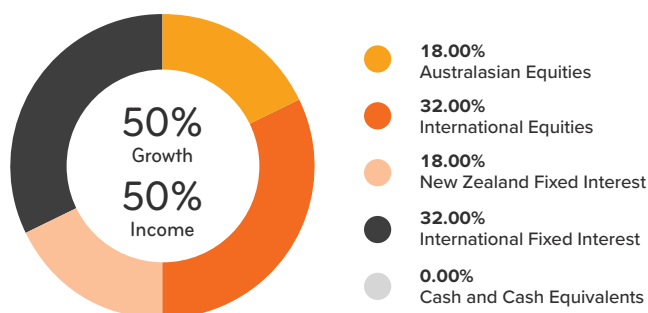
Suitable for investors with an investment time horizon of at least 3 years before seeking to spend large amounts of their portfolio. This portfolio has an emphasis on capital preservation and should suit investors able to accept a small amount of volatility.

Lifestages 40/60 Portfolio



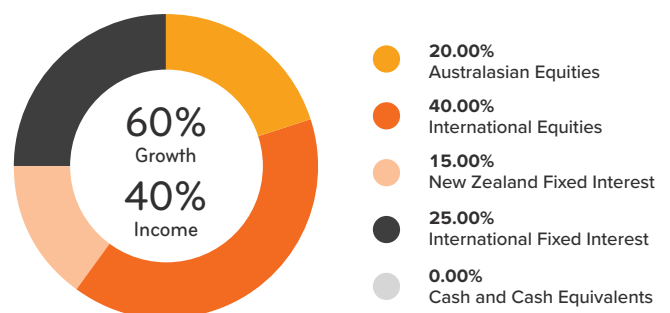
Suitable for investors with an investment time horizon of at least 4 years before seeking to spend large amounts of their portfolio. This portfolio has an emphasis on capital preservation with some growth and should suit investors able to accept a small amount of volatility.

Lifestages 50/50 Portfolio



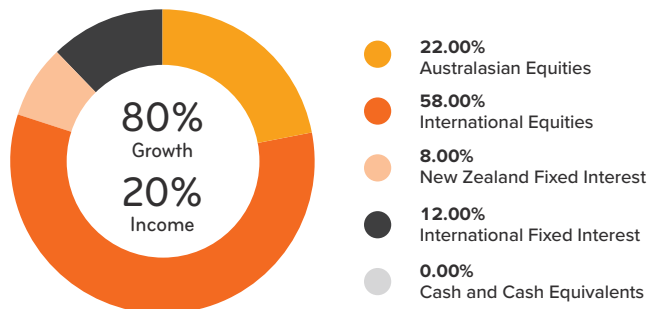
Suitable for investors with an investment time horizon of at least 5 years before seeking to spend large amounts of their portfolio. This portfolio has an emphasis on both capital preservation and moderate growth and should suit investors able to accept a moderate amount of volatility.

Lifestages 60/40 Portfolio



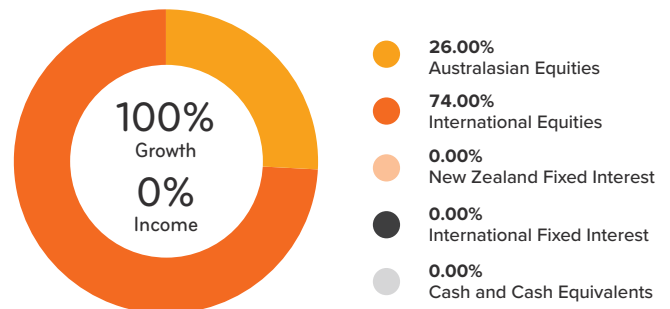
Suitable for investors with an investment time horizon of at least 6 years before seeking to spend large amounts of their portfolio. This portfolio is targeting moderate portfolio growth and should suit investors able to accept a moderate amount of volatility.

Lifestages 80/20 Portfolio



Suitable for investors with an investment time horizon of at least 10 years before seeking to spend large amounts of their portfolio. This portfolio is targeting above average portfolio growth and should suit investors comfortable accepting high volatility.

Lifestages 100/0 Portfolio



Suitable for investors with an investment time horizon of more than 15 years before seeking to spend large amounts of their portfolio. This portfolio is targeting high portfolio growth and should suit investors comfortable accepting the highest available degree of volatility.

Lifestages Portfolios Top Holdings

As at 1 December 2022

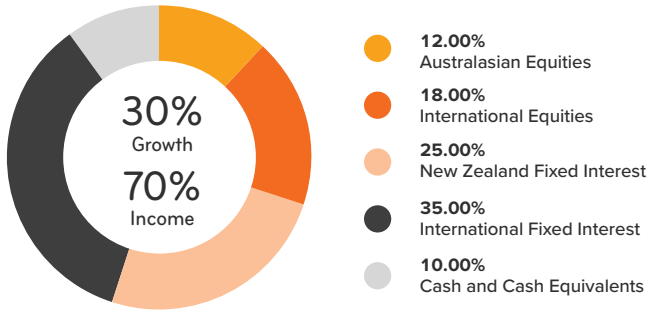
Top Holdings	Country of origin	Asset type	Hedge	Allocation					
				30/70	40/60	50/50	60/40	80/20	100/0
Harbour Sustainable NZ Shares Fund	New Zealand	Australasian equities		9.0%	6.0%	6.0%	5.0%		
Mint New Zealand SRI Equity Fund	New Zealand	Australasian equities			5.0%	6.0%	8.0%	13.0%	16.0%
Dimensional Australian Sustainability Trust	Australia	Australasian equities	No	4.0%	5.0%	6.0%	7.0%	9.0%	10.0%
Dimensional Global Sustainability PIE Fund (NZD)	Australia	International equities	Yes	7.0%	11.0%	15.0%	18.0%	26.0%	33.0%
iShares MSCI World SRI UCITS ETF (NZD Hedged)	Ireland	International equities	No	10.0%	13.0%	17.0%	16.0%	24.0%	31.0%
Schroder Emerging Markets Sustainable Fund	Australia	International equities	No				6.0%	8.0%	10.0%
Harbour NZ Core Fixed Interest Fund	New Zealand	New Zealand fixed interest		10.0%	10.0%	9.0%	8.0%	4.0%	
Nikko AM NZ Corporate Bond Fund	New Zealand	New Zealand fixed interest		15.0%	12.0%	9.0%	7.0%	4.0%	
Dimensional 2-Year Sustainability Fixed Interest Trust (NZD)	Australia	International fixed interest	Yes	17.0%	12.0%	9.0%	6.0%		
Dimensional Global Bond Sustainability Trust (NZD)	Australia	International fixed interest	Yes	12.0%	11.0%	10.0%	10.0%	8.0%	
Hunter Global Fixed Interest Fund	New Zealand	International fixed interest	Yes	16.0%	15.0%	13.0%	9.0%	4.0%	

NOTE: The investment mix shown for each investment portfolio is a target investment mix, and that the actual percentages may vary in response to market movements and timing of transactions.

Lifestages PIE Portfolios Composition

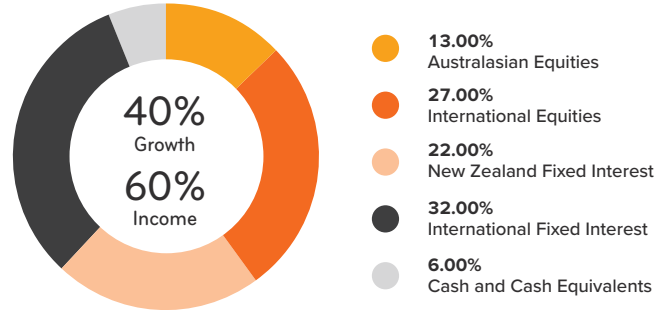
As at 1 December 2022

Lifestages PIE 30/70 Portfolio



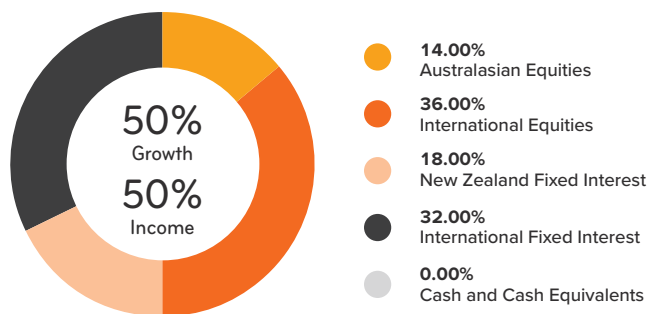
Suitable for investors with an investment time horizon of at least 3 years before seeking to spend large amounts of their portfolio. This portfolio has an emphasis on capital preservation and should suit investors able to accept a small amount of volatility.

Lifestages PIE 40/60 Portfolio



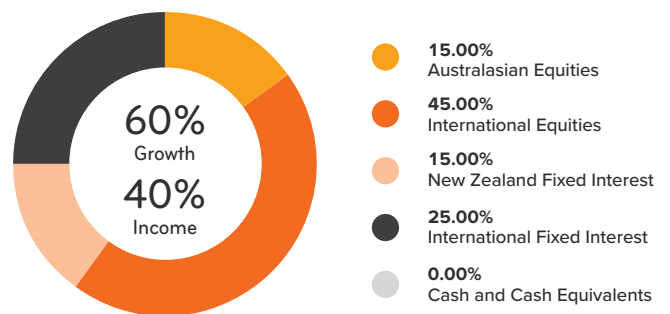
Suitable for investors with an investment time horizon of at least 4 years before seeking to spend large amounts of their portfolio. This portfolio has an emphasis on capital preservation with some growth and should suit investors able to accept a small amount of volatility.

Lifestages PIE 50/50 Portfolio



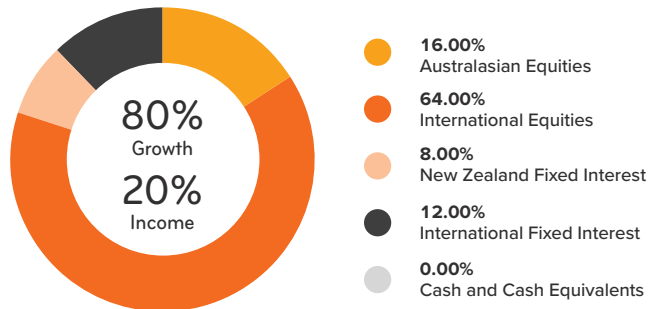
Suitable for investors with an investment time horizon of at least 5 years before seeking to spend large amounts of their portfolio. This portfolio has an emphasis on both capital preservation and moderate growth and should suit investors able to accept a moderate amount of volatility.

Lifestages PIE 60/40 Portfolio



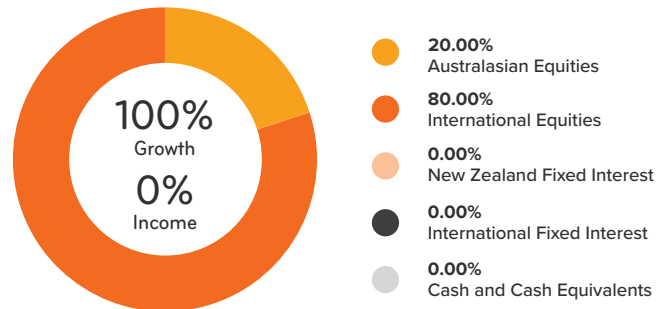
Suitable for investors with an investment time horizon of at least 6 years before seeking to spend large amounts of their portfolio. This portfolio is targeting moderate portfolio growth and should suit investors able to accept a moderate amount of volatility.

Lifestages PIE 80/20 Portfolio



Suitable for investors with an investment time horizon of at least 10 years before seeking to spend large amounts of their portfolio. This portfolio is targeting above average portfolio growth and should suit investors comfortable accepting high volatility.

Lifestages PIE 100/0 Portfolio



Suitable for investors with an investment time horizon of more than 15 years before seeking to spend large amounts of their portfolio. This portfolio is targeting high portfolio growth and should suit investors comfortable accepting the highest available degree of volatility.

Lifestages PIE Portfolios Top Holdings

As at 1 December 2022

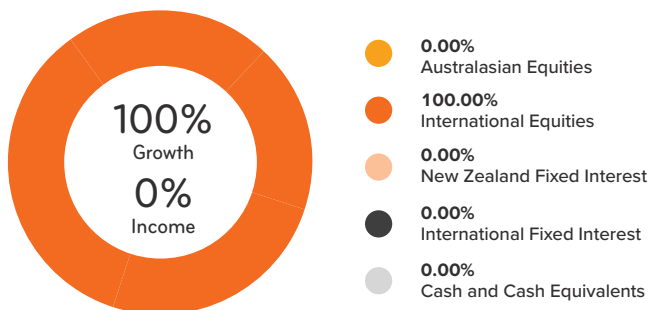
Top Holdings	Country of origin	Asset type	Hedge	Allocation					
				30/70	40/60	50/50	60/40	80/20	100/0
Harbour Sustainable NZ Shares Fund	New Zealand	Australasian equities		12.0%	7.0%	7.0%	7.0%	6.0%	6.0%
Mint New Zealand SRI Equity Fund	New Zealand	Australasian equities			6.0%	7.0%	8.0%	10.0%	14.0%
Nikko AM Global Shares Hedged Fund	New Zealand	International equities	Yes			6.0%	10.0%	14.0%	20.0%
Dimensional Global Sustainability PIE Fund	New Zealand	International equities	No		6.0%	10.0%	10.0%	16.0%	20.0%
Dimensional Global Sustainability PIE Fund (Hedged)	New Zealand	International equities	Yes	9.0%	12.0%	10.0%	10.0%	14.0%	15.0%
Russell Investments Sustainable Global Shares (NZD Hedged)	New Zealand	International equities	No	9.0%	9.0%	10.0%	15.0%	20.0%	25.0%
Harbour NZ Core Fixed Interest Fund	New Zealand	New Zealand fixed interest		10.0%	10.0%	9.0%	8.0%	4.0%	
Nikko AM NZ Corporate Bond Fund	New Zealand	New Zealand fixed interest		15.0%	12.0%	9.0%	7.0%	4.0%	
Hunter Global Fixed Interest Fund	New Zealand	International fixed interest	Yes	35.0%	32.0%	32.0%	25.0%	12.0%	
Harbour Enhanced Cash Fund	New Zealand	Cash and cash equivalents		10.0%	6.0%				

NOTE: The investment mix shown for each investment portfolio is a target investment mix, and that the actual percentages may vary in response to market movements and timing of transactions.

Satellite Portfolios

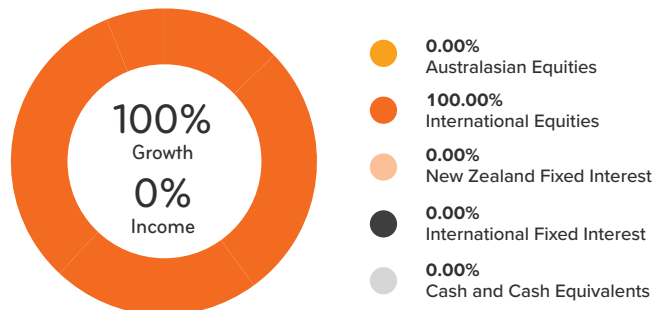
As at 1 December 2022

Future Themes Portfolio



Suitable for investors with an investment time horizon of more than 15 years, targeting high portfolio growth through investing in large global future themes and megatrends. It should suit investors comfortable accepting the highest available degree of volatility.

Direct International Equity Portfolio



Suitable for investors with an investment time horizon of more than 15 years, targeting high portfolio growth through investing in large capitalisation blue-chip stocks. It should suit investors comfortable accepting the highest available degree of volatility.

As at 1 December 2022

Future Themes Portfolio: Top Holdings	Country of origin	Asset type	Hedge	Allocation
				100/0
iShares Healthcare Innovation ETF	Ireland	International equities	No	30.0%
iShares Digitalisation ETF	Ireland	International equities	No	20.0%
iShares Automation & Robotics ETF	Ireland	International equities	No	20.0%
Global X Artificial Intelligence & Technology ETF	US	International equities	No	10.0%
iShares Self-Driving EV & Tech ETF	US	International equities	No	10.0%
Salt Carbon Fund	New Zealand	Other**	No	10.0%

Direct International Equity Portfolio: Top Holdings	Country of origin	Asset type	Hedge	Allocation*
				100/0
Apple Inc	US	International equities	No	11.0%
Microsoft Corp	US	International equities	No	10.0%
Alphabet Inc Class A	US	International equities	No	8.0%
NVIDIA Corp	US	International equities	No	8.0%
Mastercard Inc Class A	US	International equities	No	7.0%
Tesla Inc	US	International equities	No	7.0%
Meta Platforms Inc Class A	US	International equities	No	6.0%
Roche Holding AG	Switzerland	International equities	No	6.0%
Toyota Motor Corp	Japan	International equities	No	6.0%
United Health Group Inc	US	International equities	No	6.0%

Note: The investment mix shown for each investment portfolio is a target investment mix, and that the actual percentages may vary in response to market movements and timing of transactions.

*This column shows the top 10 investments in the portfolio as at the stated date of this document and may not add up to 100%. A complete breakdown of the current allocation is available from your Financial Adviser.

**The “Other” asset class comprises of funds that invest in carbon credits.

Methodology for Developing and Amending the Investment Strategy

Portfolio Construction

Once the list of approved funds/securities is decided Lifestages determine strategy weights by asset class, and then blend these asset classes to create the overall portfolios.

The strategic asset allocation process is reviewed and updated every three years and seeks to consistently tilt portfolios towards sources of higher long term expected returns.

Key concepts of asset class investing include:

- In liquid markets prices reflect all the available information
- Diversification is essential to reduce unnecessary risks and enhance reliability.

Academic research has identified factors that explain systematic differences in equity returns over time that are sensible, persistent across time periods, pervasive across markets, robust to alternative specifications and cost effective to capture in well diversified portfolios. We seek to capture these factors.

The factors we seek in equities include the market factor, value, size, quality, momentum and the profitability factor.

Key considerations include:

- Growth/income split
- Expected fund returns based on their ability to capture risk factors
- Expected risk levels of funds, and correlations between funds
- Strategy level risk factor exposures
- Sustainability factors
- Home bias
- Developed markets/emerging markets split
- Property and infrastructure allocation
- New Zealand dollar hedging for foreign assets
- Activeness of underlying fund managers

Examples of actions we, or the funds/securities we invest in, may take include (but are not limited to):

- Altering the proportion invested in each security or asset class
- Altering the manner in which a Portfolio is exposed to each security or asset class
- Investing directly or indirectly using collective investment vehicles
- Using specialist investment managers
- Taking foreign currency positions.

Fund Selection

Lifestages builds portfolios out of funds and securities that satisfy our rigorous due diligence process.

Approved funds and direct securities for Lifestages portfolios are identified by screening the investible universe with numerous filters, including:

- Investment class and security type
- Investment style and philosophy
- Fund size and age
- Liquidity
- Fees and expenses
- Tax efficiency
- Diversification
- Consistency of risk exposure
- Performance since inception versus benchmark
- Ownership structure/major shareholders
- Reporting/service quality
- Rated by Independent Research Company
- Stable investment team.

Process For Reviewing Underlying Investments

All investment securities are reviewed on a quarterly basis and performance is measured against appropriate benchmark indices. Where a security's performance is consistent with its mandate and in line with broad style and/or asset class returns, no further action will generally be taken.

However, a security may be placed on an "enhanced due diligence" list, and subjected to a higher degree of scrutiny, for any of the following reasons:

- A change in the primary portfolio manager
- A significant change in the fund management company's majority owner or ownership structure
- A more than 25% fall in the fund's assets under management over a rolling one year period (due to outflows, not market movement)
- Total fund assets falling below our minimum fund size thresholds at any time
- A change in the fund's investment style, diversification and/or risk factor tilting
- An increase in the fund's fees
- The fund shows persistent under performance against a relevant benchmark. Persistent under performance is defined as performance below benchmark on a rolling three year basis, minus fees and allowing a volatility threshold appropriate for each fund
- An extraordinary event which, in the opinion of the FANZ Investment Committee, may impact on the manager's ability to comply with the fund mandate in future.

Enhanced Due Diligence Process

Each quarter our Investment Committee will review all recommended investments to ensure no fund has breached the established monitoring thresholds. In general, if a fund has breached any threshold, the committee will undertake an analysis and written review.

The decision to retain or terminate a manager cannot be determined by a formula. Selecting funds with above average performance over previous periods provides no increased likelihood of improving performance over subsequent periods. The committee's confidence in the manager's ability to consistently deliver in accordance with the fund mandate in the future will play a part in the decision to retain or replace a fund.

Once a fund has been reviewed in relation to a specific threshold breach, then, assuming the fund retains its recommended status, it will only be re-reviewed with respect to that breach in 12 months' time (not every subsequent quarter).

However, if the fund subsequently breaches any other threshold in the interim, this will prompt a new review in relation to that breach.

2. Historic Performance Of The Investment Strategy

PORTFOLIO ¹	12 MONTH RETURN (1 October 2021 – 30 September 2022)		5 YEAR RETURN (1 October 2017 – 30 September 2022)	
	*	**	*	**
Lifestages 30/70 Portfolio	-11.29%	-9.61%	1.01%	2.69%
Lifestages 40/60 Portfolio	-11.22%	-9.52%	1.94%	3.64%
Lifestages 50/50 Portfolio	-11.57%	-9.88%	2.80%	4.49%
Lifestages 60/40 Portfolio	-11.68%	-9.97%	2.93%	4.64%
Lifestages 80/20 Portfolio	-11.50%	-9.77%	4.13%	5.86%
Lifestages 100/0 Portfolio ²	-10.91%	-9.18%	5.29%	7.02%
Lifestages PIE 30/70 Portfolio	-13.62%	-11.90%	-0.22%	1.50%
Lifestages PIE 40/60 Portfolio	-14.94%	-13.18%	0.60%	2.36%
Lifestages PIE 50/50 Portfolio	-16.23%	-14.42%	0.59%	2.40%
Lifestages PIE 60/40 Portfolio	-16.67%	-14.85%	1.20%	3.02%
Lifestages PIE 80/20 Portfolio	-17.56%	-15.72%	3.36%	5.20%
Lifestages PIE 100/0 Portfolio	-18.37%	-16.50%	4.34%	6.21%
Future Themes Portfolio	-17.85%	-15.99%	10.25%	12.11%
Direct International Equity Portfolio	4.50%	5.87%	27.76%	29.13%

The table above shows hypothetical returns for the model portfolio that this investment strategy is based on (and does not reflect trading in actual accounts). It is based on a single hypothetical portfolio of \$500,000 opened on 1 October 2017. Returns are after fees but before tax.

Hypothetical performance of the portfolios is provided using performance data based on a stated date of 30 September 2022.

Amounts are indicative of returns, but the actual returns experienced by investors will vary depending on many factors, including:

- The exchange rate of the New Zealand dollar
- The return of funds and underlying asset classes
- New Zealand interest rates
- The timing and amount of investment/investor cash flows into and out of the portfolio
- The overall cost of transactions The timing and amount of rebalancing trades
- The fee paid to the financial adviser.

Important:

Hypothetical results have limitations. Hypothetical returns are only indicative of the actual trading performance. Because the portfolio includes trades that represent simulated historical performance and not actual trades, the results may have under-compensated or over-compensated for the impact of trading expenses and market factors like lack of liquidity.

Past returns (whether hypothetical or actual) do not tell you how the investment strategy will perform in the future.

Disclosure year returns

PORTFOLIO ¹	12 MONTH RETURN (1 July 2019 – 30 June 2020)		15 MONTH RETURN (1 July 2020 – 30 September 2021)		12 MONTH RETURN (1 October 2021 – 30 September 2022)	
	*	**	*	**		
Lifestages 30/70 Portfolio	2.81%	4.46%	8.38%	10.03%	-11.29%	-9.61%
Lifestages 40/60 Portfolio [#]					-11.22%	-9.52%
Lifestages 50/50 Portfolio [#]					-11.57%	-9.88%
Lifestages 60/40 Portfolio	1.89%	3.57%	18.81%	20.49%	-11.68%	-9.97%
Lifestages 80/20 Portfolio	0.89%	2.59%	26.98%	28.68%	-11.50%	-9.77%
Lifestages 100/0 Portfolio ²	0.09%	1.80%	35.18%	36.89%	-10.91%	-9.18%
Future Themes Portfolio [#]					-17.85%	-15.99%

These are the official disclosure year returns for the portfolios and reflect the fact that the end of the disclosure year was changed from 30 June to 30 September in 2021, resulting in a 15 month disclosure year for the latest reporting period. There are no actual performance returns for the full disclosure year for portfolios in the Lifestages PIE Series or Direct International Equities Portfolio.

[#] This portfolio was created on 1 September 2020.

Note: Returns are in New Zealand dollars and the five year return has been annualised. Returns assume all dividends and distributions have been reinvested.

*Portfolio returns are net of estimated trading expenses (assuming annual rebalancing) and **net of the maximum level of fees** (including fund management fees, custodial, administration and adviser fees) but before tax.

Portfolio returns in these columns are net of estimated trading expenses (assuming annual rebalancing) **but before all other fees (including fund management fees, custodial, administration and adviser fees) and before tax.

1 Prior to 1 December 2022, the Lifestages 30/70, 40/60, 50/50, 60/40, 80/20, and 100/0 portfolios were named the “Smart Beta Sustainability Series”.

2 The returns that are shown in respect of this investment portfolio are based on a target asset allocation of 98% growth and 2% income. From 1 September 2020, that target changed to 100% growth and 0% income.

3. Fees and Costs

You will be charged fees for investing using this Portfolio Service. Fees are deducted from your holdings and will reduce your returns. If we invest in managed funds, those funds may also charge fees.

The total fees you pay are made up of two main types of fees:

- Regular service charges. Small differences in these fees can have a big impact on your investment over the long term.
- Individual action fees. These are one-off fees charged for transactions, or for other specific actions you take. You will also pay fees for trading, specifically, entry and exit costs payable to fund providers and brokerage for direct securities to a broking house. These fees are detailed in the section entitled Individual Action Fees.

Percentage-Based Charges

Regular service charges are calculated based on a percentage of the total DIMS Account value.

Administration fee

The percentage fee will be charged monthly as outlined in the following table when the total portfolio(s) value reaches the dollar levels specified. The charged percentage fee applies only to the portion of the portfolio value within the dollar range specified. These fees are not charged on cash held in the call account.

PORTFOLIO SIZE	ADMINISTRATION FEE (P.A.)*
\$0 to \$500,000	0.22%
\$500,001 to \$1,000,000	0.12%
\$1,000,001 to \$5,000,000	0.08%
\$5,000,001 plus	0.05%

*GST not applicable

This means that, based on an assumed portfolio size of \$750,000, a monthly administration fee of \$116.67 will be payable to us as the DIMS licence holder. This fee also covers the cost of FNZ Limited's services.

Adviser fees

Your adviser will charge a tiered monitoring fee as outlined in the following table on the total DIMS Account. The charged percentage fee applies only to the portion of the portfolio(s) value within the dollar range specified. These fees are charged on cash held in the call account. The fee is deducted from your holdings monthly in arrears, calculated on your daily DIMS Account value. This covers the cost of your adviser's service. Your adviser may also charge an implementation fee of up to 2.5% of the total amount invested (see Individual Action Fees on the next page).

PORTFOLIO SIZE	ADVISER FEE (P.A. Excluding GST)	ADVISER FEE (P.A. Inclusive GST)
\$0 to \$500,000	1.00%	1.15%
\$500,001 to \$1,000,000	0.85%	0.98%
\$1,000,001 to \$2,000,000	0.70%	0.81%
\$2,000,001 to \$5,000,000	0.55%	0.63%
\$5,000,001 plus	0.40%	0.46%

Total percentage-based fees

The total percentage-based fees that will apply to your DIMS Account will vary, depending on the size of your portfolio(s), the type of portfolio(s) chosen and the level of the adviser fee you have agreed with your adviser.

For a portfolio up to \$500,000, the total annual percentage-based fee will be 1.37% of the portfolio. This is the aggregate of the administration fee and the ongoing adviser fee, and assumes a maximum adviser fee of 1.15% applies. It includes applicable GST, but excludes investment management fees, as well as individual action fees and adviser implementation fees.

For larger portfolios, a lower total percentage-based fee will apply, given the sliding scale of the administration fee and the adviser fee.

For a portfolio of \$750,000, the total annual percentage-based fee will be 1.28% of the portfolio, based on the sliding scale.

Your actual fees may vary, as may the extent of GST applied to the administration and adviser fees in the future.

Investment Management Fees

Investment management fees comprise management fees, expense recoveries and indirect costs of all the underlying fund managers weighted accordingly. Some underlying funds charge performance fees. The level varies year by year dependent on out performance of a benchmark. As a result, these figures are estimates only and the actual costs incurred may differ.

PORTFOLIO	WEIGHTED AVERAGE INVESTMENT MANAGEMENT FEE (P.A. Excluding GST)
Lifestages 30/70 Portfolio	0.31%
Lifestages 40/60 Portfolio	0.33%
Lifestages 50/50 Portfolio	0.32%
Lifestages 60/40 Portfolio	0.34%
Lifestages 80/20 Portfolio	0.36%
Lifestages 100/0 Portfolio	0.36%
Lifestages PIE 30/70 Portfolio	0.35%
Lifestages PIE 40/60 Portfolio	0.39%
Lifestages PIE 50/50 Portfolio	0.44%
Lifestages PIE 60/40 Portfolio	0.45%
Lifestages PIE 80/20 Portfolio	0.47%
Lifestages PIE 100/0 Portfolio	0.50%
Future Themes Portfolio	0.49%
Direct International Equity Portfolio	0.00%

Individual Action Fees

You will be charged individual action fees based on actions made within your DIMS Account. These types of fees include trading expenses and currency conversion charges.

When securities are bought or sold due to a deposit, withdrawal or reinvestment, these fees will apply as a percentage of the transaction amount. These fees are payable directly to the fund provider/broker. Transaction costs vary across each underlying security or fund.

As at the stated date of this document these range from a minimum of 0% to a maximum of 0.50% of the value of the securities bought or sold.

Information about these costs is contained in the Transaction Costs document which your adviser will make available to you.

A currency conversion administration fee will apply if a conversion from one currency to another is required to buy securities, or if FNZ Limited is instructed to convert money from one currency to another.

Portfolios consist of New Zealand dollar (NZD), Australian dollar (AUD) and Euro (EUR) assets. To convert NZD to AUD or EUR the charge is 0.0025 NZD per NZD sold. For example, to sell NZD and purchase \$10,000 AUD at an exchange rate of 0.94, you will pay approximately \$27 NZD.

An implementation fee up to a maximum of 2.5% (if applicable) may be deducted from your call account for each amount you invest, prior to investment in the portfolio.

There is no fee payable for increasing, decreasing or terminating your investments other than the individual action fees.

Individual action fees will be deducted from the transaction amount when the action occurs.

Other charges

Money held in your call account earns interest from being held in an interest bearing bank account. FNZ Limited will deduct and retain an administration fee from that interest. The deduction of a fee by FNZ Limited means that the interest that you receive on your cash balance will be less than that which is paid to FNZ Limited on your behalf. The interest rate you receive is the official cash rate minus 0.25% per annum. FNZ Limited also collect a margin when they are instructed to convert money from one currency to another. This margin may be up to 1.00% of the transaction and the amount collected is disclosed to you in your regular reporting. Information about these fees is contained in the FNZ Disclosure Statement, which your adviser will make available to you.

The fees can be changed

Fees payable as part of the Lifestages Portfolio Service are reviewed annually and are subject to change. Likewise, management fees and transaction costs are subject to change by the individual managers. We must give you regular information showing the fees and expenses actually charged. Information regarding changes in fees and the fees of the underlying investment managers will be made available to you in regular reports.

4. Risks

Details of the risks of investing are covered in Section 4 of the Service Disclosure Statement, titled “Risks of using this service.” Here we describe the volatility level, or up and down movements, that may be experienced by the portfolios.

Volatility risk

Volatility, or up and down movement, is measured using standard deviation. Standard deviation is a statistical measure that provides the portfolio's average annual movement from its long term average return. A larger movement means a portfolio's returns in any one year are less certain and more volatile.

Each portfolio has a different level of volatility. Portfolios that have a greater exposure to growth assets tend to have greater volatility. This is because the prices of growth assets, eg. equities, may move more widely than income assets, eg. bonds.

PORTFOLIO	ANNUALISED STANDARD DEVIATION
Lifestages 30/70 Portfolio	6.47%
Lifestages 40/60 Portfolio	7.23%
Lifestages 50/50 Portfolio	8.62%
Lifestages 60/40 Portfolio	9.81%
Lifestages 80/20 Portfolio	12.31%
Lifestages 100/0 Portfolio	14.65%
Lifestages PIE 30/70 Portfolio	5.75%
Lifestages PIE 40/60 Portfolio	7.13%
Lifestages PIE 50/50 Portfolio	7.85%
Lifestages PIE 60/40 Portfolio	8.77%
Lifestages PIE 80/20 Portfolio	11.86%
Lifestages PIE 100/0 Portfolio	16.78%
Future Themes Portfolio	15.05%
Direct International Equity Portfolio	18.36%

This is the portfolio volatility we expect over the long term. This does not necessarily equate to the volatility the portfolios would have experienced during the last 5 years of hypothetical returns or the actual volatility experienced during the last year of actual returns for the disclosure year ending 30 September 2022.

Note: These numbers are based on hypothetical portfolios using 5 year data as at 30 September 2022. Past returns and volatility levels (whether hypothetical or actual) do not tell you how the investment strategy will perform in the future.

Some of the things that may cause your portfolio's value to move up and down are:

Changes in the value of the New Zealand dollar

All portfolios utilise a currency strategy to seek to reduce the volatility in our portfolios due to currency exchange rate changes. In portfolios, approximately 40-60% of growth assets and 100% of income assets are hedged in New Zealand dollars. This insulates portfolios from large movements in value when currency exchange rates change. The percentage of growth assets not hedged in New Zealand dollars will increase in value when the New Zealand dollar weakens and will decrease in value when the New Zealand dollar strengthens.

Under performance due to poor stock selection

The active management style is based on the assumption that fund managers will outperform the index over the medium to long term. Depending on investment markets, this may not happen during the term of your investment.

Under performance due to risk factor tilting

Our approach is based on extensive academic evidence that, over long periods of time, portfolios with factor tilts have higher expected returns. These additional returns may not be realised during the term of your investment, particularly if you withdraw large amounts of your portfolio earlier than our recommended minimum time frame for each portfolio.

Under performance due to Sustainability factor tilting

Our approach to sustainable investing is based on extensive analysis based on environmental, social and governance (ESG) factors, carbon emissions and fossil fuel consumption. These factor tilts may not be realised during the term of your investment.

Under performance due to thematic investing

The Future Themes portfolio's approach is based on extensive analysis around megatrends and thematic investing, an investment style that seeks to capture the potential performance premia promised from structural trends in underlying megatrends. The potential impact of individual megatrends and themes may not be realised during the term of your investment.

Equities


Equities generally have a higher expected risk and return profile than fixed interest investments, with equities in some countries performing better than others. As a general rule, equities have a greater potential for capital growth over the medium to longer term than cash and fixed interest investments. The volatility of this asset class is relatively high, although some shares are more stable than others.


Fixed interest

Like equities, fixed interest investments can have differing risks and return profiles. At the lower risk end of the fixed interest investments are high quality government bonds. Also regarded as lower risk are high quality corporate bonds. Investors can generally expect a steady income stream to be derived from fixed interest investments. The capital value of a fixed interest investment will change as economic and market conditions change, meaning that in some circumstances a capital loss could arise, especially if a fixed term investment needs to be realised before maturity.

Cash

Cash has the lowest volatility of all of the asset classes, and provides the lowest level of liquidity risk. Cash is highly susceptible to short term changes in cash rates, and offers the lowest potential for capital growth. At times returns may not exceed inflation.





Lifestages is an operating division of Funds Administration New Zealand Limited ("FANZ"). The Lifestages Portfolio Service ("Portfolio Service") is issued and managed by FANZ. FANZ is a Class 2 Financial Advice Provider. A copy of our Financial Advice Provider Disclosure Statement is available at www.lifestages.co.nz.